

John and Mary Sample
PROPOSED ALLOCATION OF NET WORTH
June 2000

	<u>John</u>	<u>Mary</u>	<u>Joint</u>	<u>Total</u>
LIQUID ASSETS				
Clientco Credit Union:				
Checking	\$0	\$0	\$150,000	\$150,000
Savings	0	0	5,000	5,000
Charles Schwab Account:				
Cash	0	242,474	0	242,474
Large US Stock Funds	0	3,087,973	0	3,087,973
Foreign Stock Funds	0	2,274,435	0	2,274,435
Clientco Stock—John	1,911,240	0	0	1,911,240
TOTAL LIQUID ASSETS	\$1,911,240	\$5,604,882	\$155,000	\$7,671,122
ILLIQUID ASSETS				
Chicago Residence	\$0	\$0	\$2,950,000	\$2,950,000
Pleasant Lake Residence	0	0	890,000	890,000
Autos	0	0	180,000	180,000
Personal Property	0	0	700,000	700,000
Jewelry & Furs	0	0	65,000	65,000
CLIENTCO STOCK PLANS:				
Restricted Stock Vesting 3/31/01 (15,000 shs) *	527,310	0	0	527,310
Restricted Stock Vesting 1/1/02 (20,000 shs) *	703,080	0	0	703,080
NQSO - Vested *	2,243,070	0	0	2,243,070
NQSO - Unvested *	500,332	0	0	500,332
CLIENTCO SAVINGS PLANS:				
Savings Plan *	698,337	0	0	698,337
Savings Plan - Excess & Deferred Comp *	367,517	0	0	367,517
BOARD COMPENSATION PLANS:				
Boardco Options—Vested *				0
Boardco Options—Nonvested *	59,997	0	0	59,997
Restricted Stock Vesting 12/31/00 (5,000 shs) *	64,449	0	0	64,449
VENTURE CAPITAL:				
High Beta Venture Partners *	449,723	0	0	449,723
White Knuckle Fund, LP *	350,878	0	0	350,878
Vulture Debt Partners	179,716	0	0	179,716
IRA - John *				
Cash	4,537	0	0	4,537
Pimco High Yield	180,788	0	0	180,788
Agency Bonds	191,223	0	0	191,223
IRA - Mary *				
Clientco CU CD 6.20% 4/1/01	0	4,265	0	4,265
Clientco CU CD 6.70% 9/1/01	0	6,766	0	6,766
TOTAL ILLIQUID ASSETS	\$6,520,956	\$11,031	\$4,785,000	\$11,316,988
TOTAL NET WORTH	\$8,432,196	\$5,615,913	\$4,940,000	\$18,988,110

* Assets are net of income taxes paid on "income with respect to a decedent".

John and Mary Sample
ESTATE TAX CALCULATION
AND ESTATE DISTRIBUTION
John Dies First

	<u>Amount</u>
John's Death:	
John's Separate Assets	\$8,432,196
John's One-Half Interest in Joint Property	<u>2,470,000</u>
John's Gross Estate	\$10,902,196
Less: Administration & Other Estate Expenses (Estimated)	(50,000)
Less: Joint Property to Mary	(2,470,000)
Less Non-Taxable Transfer of Assets to Mary:	
Marital Trust	<u>(7,707,196)</u>
John's Taxable Estate	<u><u>\$675,000</u></u>
Estate Tax on John's Death	\$220,550
Less Unified Credit	<u>(220,550)</u>
Net Estate Tax on John's Death	<u><u>\$0</u></u>
Life Insurance Trust	<u><u>\$1,500,000</u></u>
Net Estate to Family Trust	<u><u>\$675,000</u></u>
John and Mary's Children:	
Tom	\$225,000
Jane	225,000
Mortimer	<u>225,000</u>
Total to Children	<u><u>\$675,000</u></u>

John and Mary Sample
ESTATE TAX CALCULATION
AND ESTATE DISTRIBUTION
Mary Dies Second

	<u>Amount</u>
Mary's Death:	
Mary's Separate Assets	\$5,615,913
Mary's One-Half Interest in Joint Property	2,470,000
Joint Property from John's Estate	2,470,000
From Marital Trust	7,707,196
Mary's Life Insurance	<u>0</u>
Mary's Gross Estate	\$18,263,110
Less: Administration & Other Estate Expenses (Estimated)	<u>(50,000)</u>
Mary's Taxable Estate	<u>\$18,213,110</u>
Estate Tax on Mary's Death	\$9,658,010
Less: Unified Credit Available	<u>(220,550)</u>
Net Estate Tax on Mary's Death	<u>\$9,437,460</u>
Estate to Distribute	<u>\$8,775,649</u>
John and Mary's Children:	
Tom	\$2,925,216
Jane	2,925,216
Mortimer	<u>2,925,216</u>
Total to Children from Mary's Estate	\$8,775,649
Total to Children from John's Estate	\$675,000
Total to Children from Life Insurance Trust	<u>\$1,500,000</u>
Total Estate to Children	<u>\$10,950,649</u>

John and Mary Sample
ESTATE TAX CALCULATION
AND ESTATE DISTRIBUTION
Mary Dies First


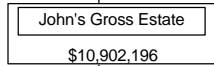
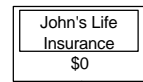
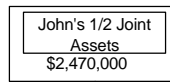
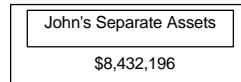
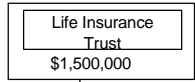
	<u>Amount</u>
Mary's Death:	
Mary's Separate Assets	\$5,615,913
Mary's One-Half Interest in Joint Property	2,470,000
Mary's Life Insurance	<u>0</u>
Mary's Gross Estate	\$8,085,913
Less: Administration & Other Estate Expenses (Estimated)	(50,000)
Less Non-Taxable Transfer of Assets to John:	
One-half of Jointly Owned Property	(2,470,000)
Marital Trust	<u>(4,890,913)</u>
Mary's Taxable Estate	<u>\$675,000</u>
Estate Tax on Mary's Death	\$220,550
Less Unified Credit	<u>(211,300)</u>
Net Estate Tax on Mary's Death	<u>\$0</u>
Net Estate to Family Trust	\$675,000
John and Mary's Children:	
Tom	\$225,000
Jane	225,000
Mortimer	<u>225,000</u>
Total to Children	<u>\$675,000</u>

John and Mary Sample
ESTATE TAX CALCULATION
AND ESTATE DISTRIBUTION
John Dies Second

	<u>Amount</u>
John's Death:	
John's Separate Assets	\$8,432,196
John's One-Half Interest in Joint Property	2,470,000
Joint Property from Mary's Estate	2,470,000
From Marital Trust	<u>4,890,913</u>
John's Gross Estate	\$18,263,110
Less: Administration & Other Estate Expenses (Estimated)	<u>(50,000)</u>
John's Taxable Estate	<u>\$18,213,110</u>
Estate Tax on John's Death	\$9,658,010
Less: Unified Credit Available	<u>(220,550)</u>
Net Estate Tax on John's Death	<u>\$9,437,460</u>
Estate to Distribute	<u>\$8,775,649</u>
John and Mary's Children:	
Tom	\$2,925,216
Jane	2,925,216
Mortimer	<u>2,925,216</u>
Total to Children from Mary's Estate	\$8,775,649
Total to Children from Life Insurance Trust	\$1,500,000
Total to Children from John's Estate	<u>\$675,000</u>
Total Estate to Children	<u>\$10,950,649</u>

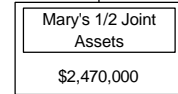
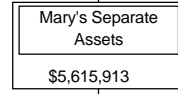
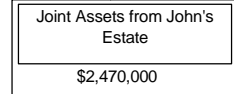
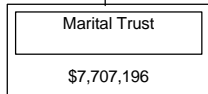
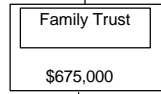
**John and Mary Sample
Estate Strategy
John Dies First**

John's Death

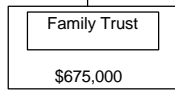
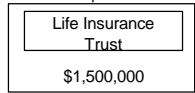


Mary's Death

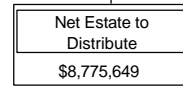
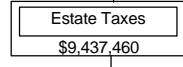
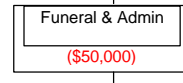
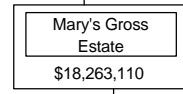
Income & Principal Available
Mary and Children



Income & Principal Available
Mary and Children



Split 3 Shares

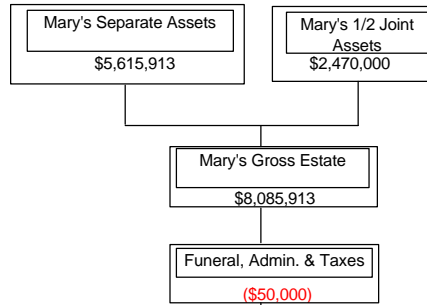


Split 3 Shares

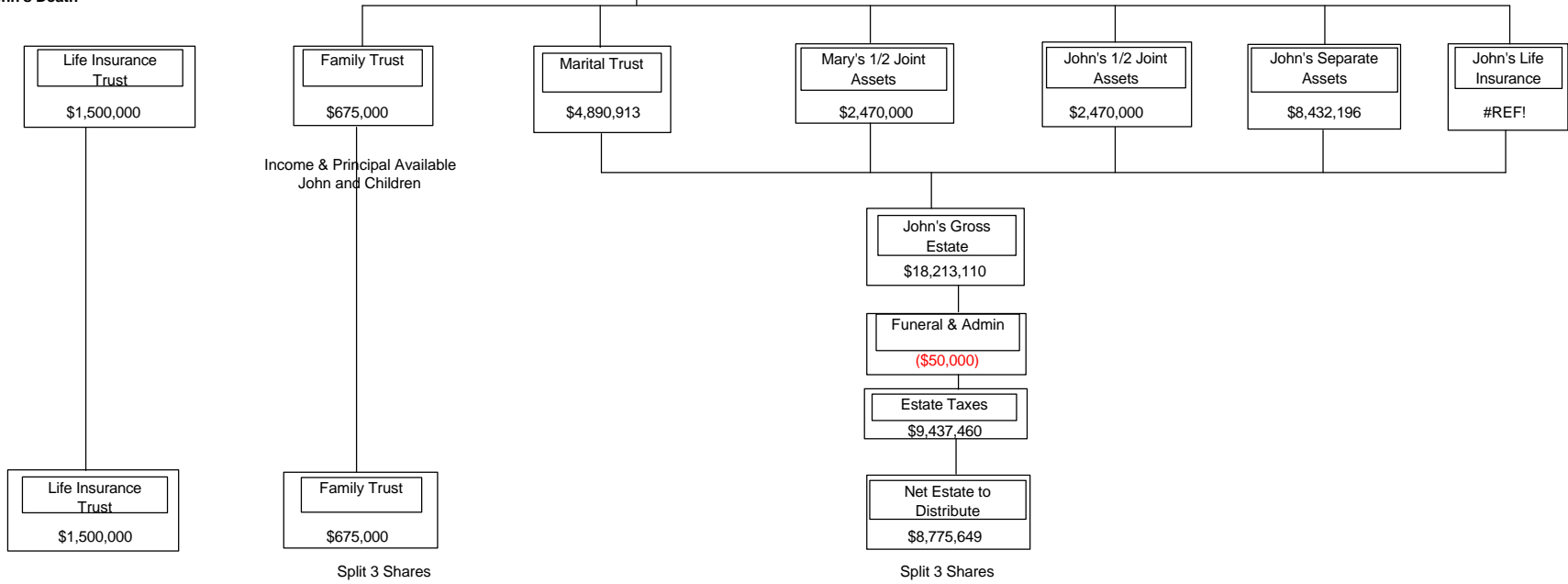
Total Wealth Transferred: \$10,950,649

**John and Mary Sample
Estate Strategy
Mary Dies First**

Mary's Death



John's Death



Total Wealth Transferred: \$10,950,649